


High Performance  
Traditional & Contemporary  
Composite Doors now

**Yale Smart Compatible!**

# The Definitive

COLLECTION



**Yale**

Trusted every day

**SensCheck™.** It just makes sense.

# Is my home safe and secure?

Know the answer, at home or away with Yale **SensCheck™** Door Sensors.

Yale **SensCheck™** Sensors put you in control of your home security.

Monitor the status of your doors from anywhere at any time via the Yale Smart Living Home App. Receive notifications and tamper alerts straight to your smartphone, or chime notifications when the status of your composite door changes.

Yale **SensCheck™**. It just makes sense.

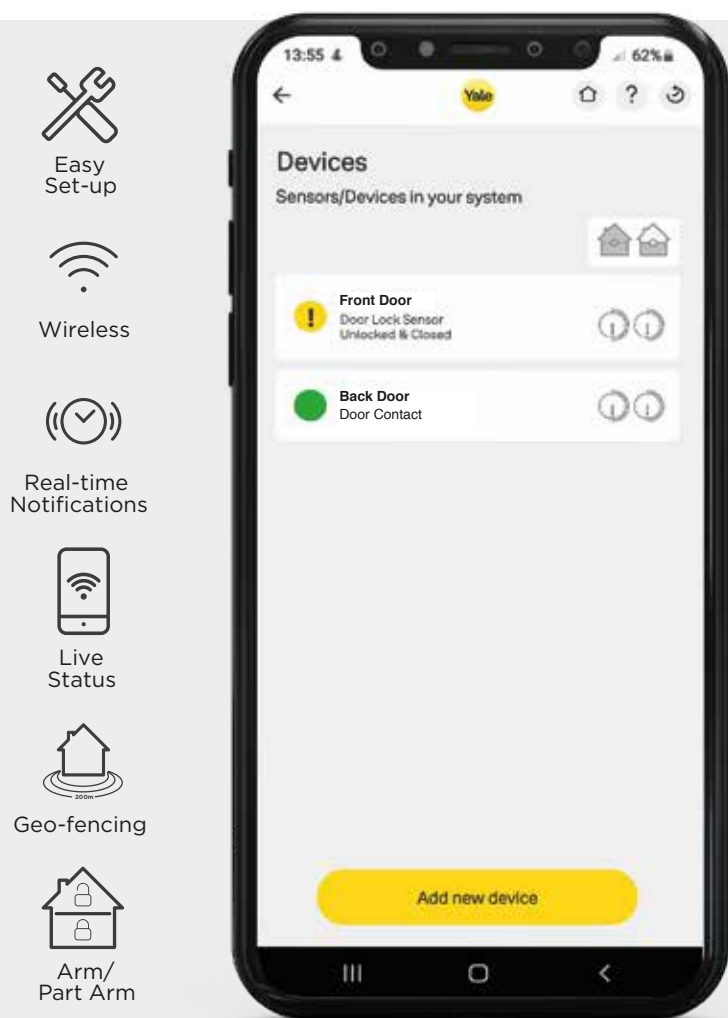


Using **SensCheck™** Sensors, you can check to see the status of your home, from anywhere, anytime.

Yale **SensCheck™** Sensors are simple to install in compatible smart doors, and are easy to set up and control through the Smart Living Home App.

Benefits of **SensCheck™** include:

- Sensor status notifications and tamper alerts
- Geo-fencing notifications
- Part Arm functionality
- Chime notifications
- Integration with Amazon Alexa, Google Assistant and Philips Hue
- BSI IoT accredited
- Ability to upgrade to the full Yale Smart Security System



## The ultimate in Home Security

The Yale **SensCheck™** Door Sensors can be monitored through the Yale Home App, giving you total peace of mind and reassurance that your home is secure.

\*This product is currently only available on lever/lever doors and carries a 2 year guarantee on the SensCheck.



# About SensCheck™

When your new smart doors are fitted, simply scan the QR code to visit [yalehome.co.uk](http://yalehome.co.uk), where you can purchase the **SensCheck™** Sensors.

**SensCheck™** Sensors are designed to fit all compatible composite doors.



Check if your doors are open, closed, locked or unlocked.




Receive a chime notification when your door changes status



Alarm will sound (using 94dB Sync Hub) if sensor status changes when the alarm is armed



Geo-fencing alerts mean you'll receive notifications on the Yale Smart Living Home app if you have forgotten to secure your property



*Did I remember to lock the front door?*



## Keep in control of your SensCheck™ door sensors with the Yale Sync Hub

The Yale Sync Hub is required for your **SensCheck™** sensors to connect to the Yale Smart Living Home App. Receive notifications when your sensors are triggered through your App, so you're always aware of the status of your home.

If you already have a Yale Sync Hub installed as part of the Sync Alarm, there's no need to purchase another one, as the Sync Hub can support up to 40 alarm accessories, including **SensCheck™** Sensors.

If you don't already own a Yale Sync Hub, we suggest choosing the **SensCheck™** Door Sensor Kit. Only one Sync Hub is needed per household.



Download on the  
App Store



# Integration

Check the status of your composite doors with your voice.

Integration with Amazon Alexa and Google Assistant makes it even easier to check the status of your home.

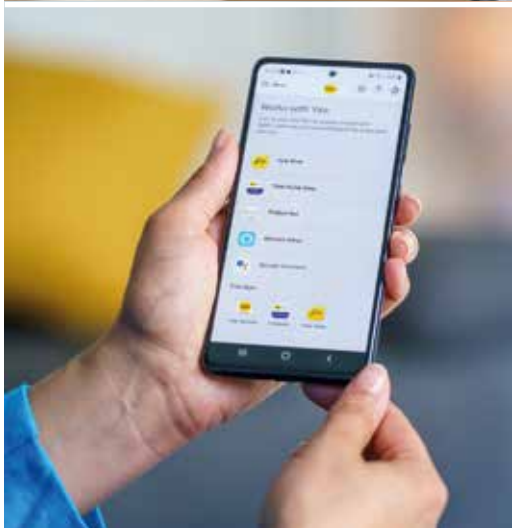
Simply ask, ‘...is the front door locked’ or ‘...is the front door closed’, and your voice assistant can tell you in real time if you’ve locked your door, giving you total peace of mind.

Integration with Philips Hue means your lights will flash once when the alarm is armed or disarmed. It can also act as a visual deterrent alongside notifications and an audible alarm from the Sync Hub.



## Yale Sync Hub & SensCheck™ Specifications

| Yale Sync Hub                      |                                 | Smart Features                   |                            |
|------------------------------------|---------------------------------|----------------------------------|----------------------------|
| Connectivity                       | 2-way RF on 868Mhz              | App control                      | Yale Smart Living Home App |
| Detection range                    | Within 200m                     | Push notifications               | ✓                          |
| Expandable                         | Up to 40 accessories            | SMS & email alerts               | ✓                          |
| Keypad users                       | Up to 10 keypad users           | iOS & Android compatible         | ✓                          |
| App users                          | Up to 50 app users              | Zone control (part-arming)       | ✓                          |
| Hub siren volume                   | 94db                            | Geo-location                     | ✓                          |
| Pre-linked accessories (kits only) | ✓                               | Compatible with Google Assistant | ✓                          |
| YaleSensCheck™ Sensors             |                                 | Compatible with Amazon Alexa     | ✓                          |
| Connectivity                       | 2-way RF on 868Mhz              | Apple Watch integration          | ✓                          |
| Accessory battery life             | 2 years (based on normal usage) |                                  |                            |
| All batteries included             | ✓                               |                                  |                            |
| Door kit battery                   | CR2032 x2                       |                                  |                            |



Google and Google Play are trademarks of Google LLC. Amazon, Alexa and all related logos are trademarks of Amazon.com, Inc. or its affiliates. For information on Amazon Alexa skills and country compatibility please refer to Amazon’s website.

Scan to find out more [yalehome.co.uk](http://yalehome.co.uk)

Contact Yale Help & Support on - 01824 731141



Confidence comes from knowing that The Definitive Collection range of composite doors are designed and engineered with the very highest standards of quality, security and reliability in mind.

[www.thedefinitivecollection.co.uk](http://www.thedefinitivecollection.co.uk)